


Acrylic Painting for Beginners: A Step-by-Step Guide to Creating Stunning Artwork

Acrylic painting is a versatile and rewarding medium that can be enjoyed by artists of all levels. Acrylics are water-based paints that dry quickly, making them easy to work with. They can be used to create a wide variety of effects, from realistic landscapes to abstract expressionism.

In this article, we will provide a comprehensive guide to acrylic painting, covering everything from choosing the right materials to creating your own unique works of art.

The first step to acrylic painting is to gather your materials. You will need:



Acrylic Painting Step by Step: Discover all the basics and a range of special techniques for creating your own masterpieces in acrylic (Artist's Library Book 45)

by Tom Swimm

★★★★☆ 4.1 out of 5

Language : English
File size : 63388 KB
Text-to-Speech : Enabled
Screen Reader : Supported
Enhanced typesetting : Enabled
Print length : 66 pages



- Acrylic paints

- Brushes
- Canvas or other painting surface
- Water
- Palette
- Rags or paper towels

Acrylic Paints

Acrylic paints are available in a wide range of colors and finishes. For beginners, it is recommended to start with a basic set of colors, such as:

- White
- Black
- Red
- Yellow
- Blue

You can also purchase specialty paints, such as metallics, fluorescents, and transparents.

Brushes

Brushes are used to apply paint to the canvas. There are many different types of brushes available, each with its own unique properties. For beginners, it is recommended to start with a few basic brushes, such as:

- Flat brush: Used for applying large areas of color.

- Round brush: Used for detail work and creating fine lines.
- Filbert brush: A versatile brush that can be used for both large and small areas.

Canvas or Other Painting Surface

Acrylics can be painted on a variety of surfaces, including canvas, wood, paper, and metal. For beginners, it is recommended to start with canvas, as it is a relatively inexpensive and easy-to-use surface.

Water

Water is used to thin acrylic paints and to clean brushes. It is important to use distilled water, as tap water can contain minerals that can affect the paint.

Palette

A palette is used to mix paints. It can be made from a variety of materials, such as wood, plastic, or metal.

Rags or Paper Towels

Rags or paper towels are used to clean brushes and wipe up spills.

Once you have gathered your materials, you are ready to start painting.

Here are a few tips to get you started:


- Start with a sketch. Before you start painting, it is helpful to sketch out your design on the canvas. This will help you to plan your composition and to avoid making mistakes.

- Use thin layers of paint. Acrylics dry quickly, so it is important to apply thin layers of paint. This will help to prevent the paint from cracking or peeling.
- Blend colors. Acrylics can be blended together to create new colors. To blend colors, simply mix them together on your palette.
- Add details. Once you have applied the base colors, you can start to add details. This can be done with a variety of brushes, depending on the size and type of detail you want to create.
- Protect your work. Once you are finished painting, it is important to protect your work with a varnish or sealant. This will help to prevent the paint from fading or yellowing over time.

Acrylic painting is a versatile and rewarding medium that can be enjoyed by artists of all levels. With a little practice, you can create beautiful and unique works of art.

We hope that this guide has been helpful. If you have any questions, please feel free to leave a comment below.

- [Acrylic Painting Techniques](#)
- [How to Paint with Acrylics](#)
- [Acrylic Painting for Beginners](#)




Acrylic Painting Step by Step: Discover all the basics and a range of special techniques for creating your own masterpieces in acrylic (Artist's Library Book 45)

by Tom Swimm


★★★★☆ 4.1 out of 5

Language : English
File size : 63388 KB
Text-to-Speech : Enabled
Screen Reader : Supported
Enhanced typesetting : Enabled
Print length : 66 pages



Acrylics Unleashed: Exploring the Creative Potential of Acrylics with Glyn Macey

Welcome to the vibrant world of acrylics, a medium that captivates the imagination with its versatility, expressiveness, and infinite...



Judge This: The Unforgettable Book Covers of Chip Kidd

Chip Kidd is one of the most influential book cover designers of our time. His work is characterized by its wit, intelligence, and originality. He has designed...