


# Beginner's Guide to Project Ideas Using Vol.Vol Design Space for a Thriving Business



**Cricut Maker: 5 Books in 1: Beginner's guide + Project Ideas Vol. 1 & Vol. 2 + Design Space + Business. The Unofficial Cricut Bible That You Don't Find in The Box!**

by Sarah Crafts

★★★★☆ 4 out of 5

Language : English  
File size : 19282 KB  
Text-to-Speech : Enabled  
Enhanced typesetting : Enabled  
Print length : 355 pages  
Lending : Enabled  
Screen Reader : Supported



If you're new to the world of crafting and design, Vol.Vol Design Space is a powerful tool that can elevate your creations and open up a world of business possibilities. This comprehensive guide will provide you with everything you need to know to get started with Vol.Vol Design Space, from exploring project ideas to setting up your own business.

## What is Vol.Vol Design Space?

Vol.Vol Design Space is a free, online design software specifically designed for Cricut cutting machines. It allows you to create and customize a wide range of projects, from personalized mugs to intricate home décor. With its intuitive interface and extensive library of fonts, images, and projects,

Vol.Vol Design Space is the perfect tool for beginners and experienced crafters alike.

## Getting Started

1. **Create an Account:** Visit the Vol.Vol website and create a free account.
2. **Download the Software:** Download and install the Vol.Vol Design Space software on your computer.
3. **Connect Your Cricut Machine (Optional):** If you have a Cricut cutting machine, connect it to your computer via USB cable.

## Project Ideas for Beginners

Now that you're set up with Vol.Vol Design Space, it's time to unleash your creativity! Here are some beginner-friendly project ideas to get you started:

- **Personalized T-shirts:** Create unique T-shirts with custom designs, text, or images using iron-on vinyl.
- **Custom Mugs:** Design and cut vinyl decals to decorate mugs for gifts, events, or your own use.
- **Home Décor:** Create decorative signs, wall art, and other home accessories using wood, acrylic, or paper.
- **Paper Crafts:** Cut intricate designs from paper to create cards, scrapbook pages, and other paper-based projects.
- **Jewelry Making:** Design and cut earrings, necklaces, and other jewelry pieces from leather, fabric, or metal.

## Inspiration and Resources

Vol.Vol Design Space offers a vast library of projects, images, and fonts to inspire your creations. You can also find additional inspiration and resources online, such as:

- **Vol.Vol Community Forum:** Connect with other crafters, share ideas, and find support.
- **Pinterest:** Explore a wide range of crafting ideas and designs, including those specifically tailored for Vol.Vol Design Space.
- **YouTube:** Watch tutorials and demonstrations to learn new techniques and expand your design skills.

## Business Opportunities

Once you've mastered the basics, you can turn your crafting passion into a thriving business. Here are a few ways to leverage Vol.Vol Design Space for business success:

- **Sell Your Crafts:** Offer your handmade creations for sale online or at local craft fairs.
- **Provide Custom Design Services:** Design and create custom projects for clients based on their specific needs.
- **Teach Crafting Classes:** Share your knowledge and skills by offering workshops or classes on Vol.Vol Design Space and crafting techniques.
- **Create Digital Products:** Design and sell digital patterns, templates, and other resources for crafters.

- **Join the Vol.Vol Affiliate Program:** Earn commissions by promoting Vol.Vol products and services.

## Tips for Success

To maximize your success using Vol.Vol Design Space for business, consider the following tips:

- **Niche Down:** Focus on a specific niche or product category to build a strong brand identity.
- **Provide Excellent Customer Service:** Respond promptly to inquiries, offer personalized recommendations, and ensure customer satisfaction.
- **Market Your Business Effectively:** Use social media, email marketing, and other channels to reach your target audience.
- **Track Your Results:** Monitor your sales, website traffic, and customer feedback to identify areas for improvement.
- **Embrace Innovation:** Stay up-to-date with the latest trends and techniques to keep your products and services fresh.

Vol.Vol Design Space is a powerful tool that can empower you to create stunning projects, launch a thriving business, and express your creativity in countless ways. By following the tips and project ideas outlined in this guide, you can turn your crafting passion into a successful and fulfilling endeavor.

**Cricut Maker: 5 Books in 1: Beginner's guide + Project Ideas Vol. 1 & Vol. 2 + Design Space + Business. The**




## Unofficial Cricut Bible That You Don't Find in The Box!

by Sarah Crafts


★★★★☆ 4 out of 5

Language : English  
File size : 19282 KB  
Text-to-Speech : Enabled  
Enhanced typesetting : Enabled  
Print length : 355 pages  
Lending : Enabled  
Screen Reader : Supported



## Acrylics Unleashed: Exploring the Creative Potential of Acrylics with Glyn Macey

Welcome to the vibrant world of acrylics, a medium that captivates the imagination with its versatility, expressiveness, and infinite...



## Judge This: The Unforgettable Book Covers of Chip Kidd

Chip Kidd is one of the most influential book cover designers of our time. His work is characterized by its wit, intelligence, and originality. He has designed...