


Easy Guide to Motif Tools: Steps, Techniques, Tips, and More

What are Motif Tools?

Motif tools are software tools that allow you to create and use motifs in your designs. Motifs are repeating patterns that can be used to add visual interest and complexity to your designs. Motif tools can be used to create a wide variety of motifs, from simple geometric shapes to complex organic patterns.



MOTIFS FOR BEGINNERS: Easy Guide To Motif, Tools, Steps, Techniques, Tips And Many More by Marco Livingstone

★★★★★ 5 out of 5

Language : English
File size : 401 KB
Text-to-Speech : Enabled
Screen Reader : Supported
Enhanced typesetting : Enabled
Print length : 19 pages
Lending : Enabled



Types of Motif Tools

There are many different types of motif tools available, each with its own unique features and capabilities. Some of the most popular types of motif tools include:

- **Vector-based motif tools:** These tools allow you to create motifs using vector graphics, which are made up of lines, shapes, and curves. Vector-based motifs can be scaled infinitely without losing quality.
- **Raster-based motif tools:** These tools allow you to create motifs using raster graphics, which are made up of pixels. Raster-based motifs are not as scalable as vector-based motifs, but they can be used to create more realistic and organic patterns.
- **Procedural motif tools:** These tools allow you to create motifs using mathematical formulas. Procedural motifs can be very complex and unique, and they can be used to create a wide variety of effects.

How to Create Motifs

Creating motifs is a simple process that can be done in a few steps:

1. **Choose a motif tool:** The first step is to choose a motif tool that meets your needs. If you are new to motif design, you may want to start with a vector-based motif tool. Once you have chosen a motif tool, you can begin creating your motif.
2. **Draw your motif:** The next step is to draw your motif. You can use the tools in your motif tool to create lines, shapes, and curves. You can also import images or use textures to create your motif.
3. **Save your motif:** Once you have finished drawing your motif, you need to save it. You can save your motif in a variety of formats, including SVG, PNG, and JPEG.

How to Use Motifs in Design

Motifs can be used in a variety of ways to add visual interest and complexity to your designs. Some of the most common ways to use motifs include:


- **As a background:** Motifs can be used as a background for your designs. This can help to create a sense of depth and texture.
- **As a border:** Motifs can be used as a border around your designs. This can help to frame your designs and make them stand out.
- **As a focal point:** Motifs can be used as a focal point in your designs. This can help to draw attention to a particular area of your design.
- **As a pattern:** Motifs can be used to create patterns in your designs. This can help to create a sense of unity and coherence.

Tips for Using Motifs

Here are a few tips for using motifs in your designs:

- **Use a variety of motifs:** Don't be afraid to use a variety of motifs in your designs. This can help to create a more visually interesting and complex design.
- **Experiment with different sizes and colors:** Motifs can be used in a variety of sizes and colors. Experiment with different sizes and colors to see what works best for your design.
- **Use motifs sparingly:** Motifs can be a powerful tool, but it's important to use them sparingly. Too many motifs can make your design look cluttered and busy.

Motifs are a powerful tool for creating stunning designs. By following the steps and tips outlined in this guide, you can learn how to create and use motifs to add visual interest and complexity to your own designs.




MOTIFS FOR BEGINNERS: Easy Guide To Motif, Tools, Steps, Techniques, Tips And Many More by Marco Livingstone

★★★★★ 5 out of 5

Language : English
File size : 401 KB
Text-to-Speech : Enabled
Screen Reader : Supported
Enhanced typesetting : Enabled
Print length : 19 pages
Lending : Enabled

FREE

DOWNLOAD E-BOOK



Acrylics Unleashed: Exploring the Creative Potential of Acrylics with Glyn Macey

Welcome to the vibrant world of acrylics, a medium that captivates the imagination with its versatility, expressiveness, and infinite...



Judge This: The Unforgettable Book Covers of Chip Kidd

Chip Kidd is one of the most influential book cover designers of our time. His work is characterized by its wit, intelligence, and originality. He has designed...