


For Those Who Love to Paint But Don't Have the Time to Study the Science Behind

Painting is a wonderful way to express yourself creatively and add a personal touch to your home or office. However, many people are intimidated by the prospect of learning the complex theories and techniques that are often associated with painting. If you're one of those people, don't worry! You don't need to be an expert in art history or color theory to enjoy painting. This comprehensive guide will provide you with all the essential information you need to get started, without having to delve into the complex science behind it.



9 Keys to Successful Painting: For those who love to paint but don't have the time to study the science behind painting (Magunta Dayakar Art Class Series Book 6) by Magunta Dayakar

★★★★☆ 4.3 out of 5

Language : English
File size : 28003 KB
Text-to-Speech : Enabled
Screen Reader : Supported
Enhanced typesetting : Enabled
Print length : 143 pages
Lending : Enabled



Getting Started: Essential Materials and Techniques

Before you can start painting, you'll need to gather a few essential materials. These include:

- **Paints:** You can choose from a variety of paints, including acrylics, oils, and watercolors. Each type of paint has its own unique properties, so it's important to do some research to find the one that's best for you.
- **Brushes:** Brushes come in a variety of shapes and sizes, each designed for a specific purpose. You'll need a variety of brushes to create different effects in your paintings.
- **Canvas or paper:** This is the surface you'll be painting on. You can choose from a variety of canvases and papers, each with its own unique texture and feel.

Once you have your materials, you can start learning the basic techniques of painting. These include:

- **Color theory:** Color theory is the study of how colors interact with each other. It's important to understand color theory so that you can create harmonious and visually appealing paintings.
- **Brushwork:** Brushwork refers to the way you apply paint to the canvas or paper. Different brushstrokes can create different effects, so it's important to experiment with different techniques to find the ones that you like best.
- **Composition:** Composition is the arrangement of elements in a painting. It's important to consider composition when you're painting so that you can create a balanced and visually pleasing work of art.

Choosing the Right Colors

One of the most important aspects of painting is choosing the right colors. The colors you choose will have a big impact on the overall tone and mood

of your painting. Here are a few tips for choosing colors:

- **Start with a limited color palette.** When you're first starting out, it's best to stick to a limited color palette of three or four colors. This will help you to learn how to mix and blend colors effectively.
- **Consider the color wheel.** The color wheel is a tool that can help you to choose colors that will work well together. The color wheel shows the relationships between different colors, and it can help you to create harmonious and visually appealing color schemes.
- **Experiment with different colors.** Don't be afraid to experiment with different colors and color combinations. The best way to learn how to use color effectively is to try different things and see what works.


Developing Your Style

As you practice painting, you'll start to develop your own unique style. Your style will be influenced by a variety of factors, including your personality, your interests, and your experiences. Don't be afraid to experiment with different styles and techniques to find the ones that you like best. There is no right or wrong way to paint, so just have fun and let your creativity flow.

Finding Inspiration

One of the best ways to improve your painting skills is to find inspiration from other artists. You can visit art galleries, museums, and libraries to see the work of other artists. You can also find inspiration online, in books, and in magazines. When you find a painting that you like, take some time to analyze it and see what you can learn from it. Pay attention to the colors, the brushwork, and the composition. What makes the painting successful? What can you learn from it that you can apply to your own work?


If you love to paint but don't have the time to study the science behind it, don't worry! You can still create beautiful works of art by following the tips in this guide. With a little practice and patience, you'll be able to develop your own unique style and create paintings that you'll be proud to display in your home or office. So what are you waiting for? Get started painting today!



9 Keys to Successful Painting: For those who love to paint but don't have the time to study the science behind painting (Magunta Dayakar Art Class Series Book 6) by Magunta Dayakar

★★★★☆ 4.3 out of 5

Language : English
File size : 28003 KB
Text-to-Speech : Enabled
Screen Reader : Supported
Enhanced typesetting : Enabled
Print length : 143 pages
Lending : Enabled



Acrylics Unleashed: Exploring the Creative Potential of Acrylics with Glyn Macey

Welcome to the vibrant world of acrylics, a medium that captivates the imagination with its versatility, expressiveness, and infinite...



Judge This: The Unforgettable Book Covers of Chip Kidd

Chip Kidd is one of the most influential book cover designers of our time. His work is characterized by its wit, intelligence, and originality. He has designed...