


# In Studio And Plein Air Methods For Drawing And Painting Still Lifes Landscapes

Drawing and painting still lifes and landscapes are two of the most popular subjects for artists. These subjects offer a wide range of challenges and opportunities, from the delicate details of a flower to the vast expanse of a landscape.

Artists can choose to create their still lifes and landscapes in either a studio or plein air setting. Each approach has its own advantages and disadvantages.

Studio work offers artists a number of advantages. First, artists have complete control over their environment. They can choose the lighting, temperature, and humidity, and they can set up their subject matter in a way that is most conducive to their work. Second, artists have access to all of their materials and tools in the studio. This can be a great advantage, especially for artists who are working on large or complex pieces. Third, artists can take their time in the studio. They can work on a piece for days, weeks, or even months, without having to worry about the weather or other external factors.



## Sketching Techniques for Artists: In-Studio and Plein-Air Methods for Drawing and Painting Still Lifes, Landscapes, Architecture, Faces and Figures, and More

by Alex Hillkurtz

★★★★☆ 4.7 out of 5

Language : English

File size : 31466 KB

Text-to-Speech : Enabled

Screen Reader : Supported  
Enhanced typesetting: Enabled  
X-Ray : Enabled  
Print length : 341 pages



However, there are also some disadvantages to working in the studio. First, artists can become isolated from the outside world. They may lose touch with the natural world, and they may find it difficult to capture the freshness and vitality of a scene when they are working from memory or photographs. Second, artists can become too dependent on their materials and tools. They may lose the ability to see and respond to the world around them, and they may become too focused on technical details. Third, artists can become complacent in the studio. They may become too comfortable with their routine, and they may lose the motivation to push themselves creatively.

Plein air work offers artists a number of advantages. First, artists can experience the natural world firsthand. They can see the colors, textures, and forms of the landscape, and they can hear the sounds and smell the scents of the environment. This can help artists to create more authentic and evocative work. Second, artists can capture the freshness and vitality of a scene when they are working plein air. They can respond directly to the changing light and weather conditions, and they can capture the unique atmosphere of a place. Third, artists can learn from their mistakes when they are working plein air. They can see what works and what doesn't, and they can make adjustments to their approach as needed.

However, there are also some disadvantages to working plein air. First, artists are at the mercy of the weather. They may have to deal with rain, snow, wind, or extreme temperatures. This can make it difficult to work, and it can sometimes be dangerous. Second, artists have limited access to their materials and tools when they are working plein air. They may have to carry all of their supplies with them, and they may not have access to a table or other work surface. Third, artists can be distracted by the outside world when they are working plein air. They may be interrupted by people, animals, or other distractions, and they may find it difficult to concentrate on their work.

The decision of whether to work in the studio or plein air is a personal one. There is no right or wrong answer. The best approach for you will depend on your individual needs and preferences.

If you are new to still life or landscape painting, you may want to start by working in the studio. This will give you a chance to learn the basics of drawing and painting, and to develop your skills in a controlled environment. Once you have a good foundation, you can then start to explore plein air work.

If you are an experienced artist, you may find that you prefer to work plein air. This can be a great way to challenge yourself creatively, and to connect with the natural world. However, you should be aware of the challenges of working plein air, and you should be prepared to deal with the elements.

No matter which approach you choose, the important thing is to enjoy the process of creating art. Still lifes and landscapes are beautiful and inspiring subjects, and they can provide you with a lifetime of creative pleasure.

The materials and techniques used in still life and landscape drawing and painting vary depending on the approach you choose.

## **Studio Work**

In the studio, artists typically use a variety of materials, including pencils, charcoal, pastels, and paint. They may also use a variety of surfaces, such as paper, canvas, and wood. The techniques used in studio work vary depending on the artist's individual style and preferences. Some artists prefer to work in a realistic style, while others prefer to work in a more abstract style.

## **Plein Air Work**

Plein air artists typically use a limited range of materials, such as pencils, charcoal, and watercolor. They may also use a small palette of paints. The techniques used in plein air work are often simpler than those used in studio work. This is because plein air artists need to be able to work quickly and efficiently.


Here are some tips for drawing and painting still lifes and landscapes:

- **Start with a sketch.** This will help you to establish the composition of your piece and to work out the proportions of your subject matter.
- **Pay attention to the light.** The light will determine the mood of your piece. Take some time to observe the light and to decide how you want to use it.
- **Use a limited palette.** This will help you to create a harmonious and unified piece.

- **Work quickly and efficiently.** Don't be afraid to make mistakes. The best way to learn is by ng.

With practice, you will develop your own unique style and approach to drawing and painting still lifes and landscapes.

Still lifes and landscapes are two of the most popular subjects for artists. These subjects offer a wide range of challenges and opportunities, and they can be a great way to express your creativity. Whether you choose to work in the studio or plein air, the important thing is to enjoy the process of creating art. With practice, you will develop your own unique style and approach, and you will be able to create beautiful and inspiring works of art.




## Sketching Techniques for Artists: In-Studio and Plein-Air Methods for Drawing and Painting Still Lifes, Landscapes, Architecture, Faces and Figures, and More

by Alex Hillkurtz

★★★★☆ 4.7 out of 5


Language : English  
File size : 31466 KB  
Text-to-Speech : Enabled  
Screen Reader : Supported  
Enhanced typesetting : Enabled  
X-Ray : Enabled  
Print length : 341 pages





## Acrylics Unleashed: Exploring the Creative Potential of Acrylics with Glyn Macey

Welcome to the vibrant world of acrylics, a medium that captivates the imagination with its versatility, expressiveness, and infinite...



## Judge This: The Unforgettable Book Covers of Chip Kidd

Chip Kidd is one of the most influential book cover designers of our time. His work is characterized by its wit, intelligence, and originality. He has designed...