


# Learn How To Use Basic Watercolor To Explore Your Imagination

Watercolor is a beautiful and versatile medium that can be used to create a wide range of effects. It is a water-based paint that is made from pigments suspended in gum arabic. Watercolor can be used to create transparent washes, opaque glazes, and even dry brush techniques. It is a forgiving medium that is easy to learn, but it can also be challenging to master.



## Learn How To Use Basic Watercolor To Explore Your Imagination by Alex Foster

★★★★☆ 4.3 out of 5

Language : English  
File size : 25542 KB  
Text-to-Speech : Enabled  
Screen Reader : Supported  
Enhanced typesetting : Enabled  
Print length : 115 pages  
Lending : Enabled



## Supplies

To get started with watercolor painting, you will need the following supplies:

- **Watercolor paints:** Watercolor paints are available in a variety of forms, including tubes, pans, and sticks. Choose a set of paints that includes a range of colors, from light to dark.

- **Watercolor brushes:** Watercolor brushes are made from a variety of materials, including natural hair, synthetic hair, and nylon. Choose a set of brushes that includes a variety of sizes and shapes.
- **Watercolor paper:** Watercolor paper is a special type of paper that is designed to absorb water and paint. Choose a paper that is the right weight and texture for your needs.
- **Palette:** A palette is a surface on which you can mix your paints. Choose a palette that is large enough to hold all of your paints and water.
- **Water container:** You will need a water container to hold your water for painting. Choose a container that is large enough to hold a good amount of water.

## Preparing Your Paper

Before you start painting, you need to prepare your paper. This will help to prevent the paper from buckling or warping when you add water. To prepare your paper, follow these steps:

1. Dampen the paper with water. Use a sponge or a brush to apply a light coat of water to the surface of the paper.
2. Let the paper dry completely. This may take a few minutes or hours, depending on the thickness of the paper.
3. Tape the paper to a drawing board. This will help to keep the paper in place while you are painting.

## Applying Paint

To apply paint to your paper, follow these steps:

1. Dip your brush into the water and then into the paint. Use a light touch to avoid picking up too much paint.
2. Apply the paint to the paper in a thin, even layer. Use a variety of strokes to create different effects.
3. Let the paint dry completely. This may take a few minutes or hours, depending on the thickness of the paint.

## Creating Different Effects

Watercolor can be used to create a wide range of effects. Here are a few tips:

- **Washes:** Washes are thin, transparent layers of paint. To create a wash, mix a small amount of paint with a lot of water. Apply the wash to the paper in a smooth, even layer.
- **Glazes:** Glazes are opaque layers of paint. To create a glaze, mix a small amount of paint with a little bit of water. Apply the glaze to the paper in a thin, even layer.
- **Dry brush techniques:** Dry brush techniques involve using a dry brush to apply paint to the paper. To use a dry brush technique, dip your brush into the paint and then blot it on a paper towel to remove most of the paint. Apply the paint to the paper in a light, feathery touch.


Watercolor is a beautiful and versatile medium that can be used to create a wide range of effects. With a little practice, you will be able to use watercolor to create your own unique works of art. So what are you waiting for? Get started today!



## Learn How To Use Basic Watercolor To Explore Your Imagination by Alex Foster


★★★★☆ 4.3 out of 5

Language : English  
File size : 25542 KB  
Text-to-Speech : Enabled  
Screen Reader : Supported  
Enhanced typesetting : Enabled  
Print length : 115 pages  
Lending : Enabled



## Acrylics Unleashed: Exploring the Creative Potential of Acrylics with Glyn Macey

Welcome to the vibrant world of acrylics, a medium that captivates the imagination with its versatility, expressiveness, and infinite...



## Judge This: The Unforgettable Book Covers of Chip Kidd

Chip Kidd is one of the most influential book cover designers of our time. His work is characterized by its wit, intelligence, and originality. He has designed...