


Techniques and Tutorials for the Complete Beginner Artist

Are you interested in learning how to draw, paint, or sketch but don't know where to start? This article is designed specifically for complete beginners, providing detailed techniques and tutorials to help you get started on your artistic journey.



Watercolour: Techniques and Tutorials for the Complete Beginner (Art Techniques) by Paul Clark

★★★★☆ 4.7 out of 5

Language : English

File size : 133577 KB

Screen Reader : Supported

Print length : 96 pages



Drawing

Drawing is the foundation of all other art forms. It allows you to develop your hand-eye coordination, spatial awareness, and observation skills.

Essential Drawing Techniques

- **Line Drawing:** This is the most basic drawing technique, where you use a pencil or pen to create lines on paper.
- **Shading:** Shading adds depth and dimension to your drawings by creating areas of light and dark.

- **Perspective:** Perspective is the art of creating the illusion of depth on a flat surface.
- **Composition:** Composition is the arrangement of elements in a drawing to create a balanced and visually pleasing image.

Drawing Tutorials

1. **How to Draw a Basic Sketch:** YouTube Tutorial
2. **How to Shade a Sphere:** Artists Network Tutorial
3. **How to Draw in Perspective:** Drawing Academy Tutorial

Painting

Painting is the process of applying pigments to a surface, such as canvas, paper, or wood. It allows you to express yourself through color, texture, and form.

Essential Painting Techniques

- **Color Theory:** Color theory is the study of how colors interact, which helps you create harmonious and pleasing color schemes.
- **Brushwork:** Brushwork is the way you apply paint to the canvas, which can affect the texture and overall look of your painting.
- **Composition:** Composition is also important in painting, as it helps you create a balanced and visually appealing image.

Painting Tutorials

1. **How to Paint a Simple Landscape:** My Modern Met Tutorial
2. **How to Paint with Acrylics:** Artists Network Tutorial

3. **How to Paint a Still Life:** Daily Paint Works Tutorial

Sketching

Sketching is a quick and loose drawing technique that allows you to capture ideas and observations. It is often used as a preparatory step for more detailed drawings or paintings.

Essential Sketching Techniques

- **Observation:** Observation is key in sketching, as you need to pay close attention to your subject and capture its essential features.
- **Gesture Drawing:** Gesture drawing is a technique that focuses on capturing the movement and energy of a subject.
- **Contour Drawing:** Contour drawing is a technique that focuses on capturing the outlines and contours of a subject.

Sketching Tutorials


1. **How to Sketch a Person:** Drawspace Tutorial
2. **How to Sketch a Landscape:** Parka Blogs Tutorial
3. **How to Sketch in Perspective:** Rapid Fire Art Tutorial

Learning to draw, paint, or sketch is a rewarding and enjoyable experience. By following these techniques and tutorials, you can develop your artistic skills and express yourself through

Watercolour: Techniques and Tutorials for the Complete Beginner (Art Techniques) by Paul Clark

★★★★★ 4.7 out of 5


Language : English



File size : 133577 KB


Screen Reader : Supported

Print length : 96 pages



Acrylics Unleashed: Exploring the Creative Potential of Acrylics with Glyn Macey

Welcome to the vibrant world of acrylics, a medium that captivates the imagination with its versatility, expressiveness, and infinite...



Judge This: The Unforgettable Book Covers of Chip Kidd

Chip Kidd is one of the most influential book cover designers of our time. His work is characterized by its wit, intelligence, and originality. He has designed...