

The Art of Adding People to Your Paintings: A Comprehensive Guide



Putting People in Your Paintings by Laurel Hart

★★★★☆ 4.5 out of 5

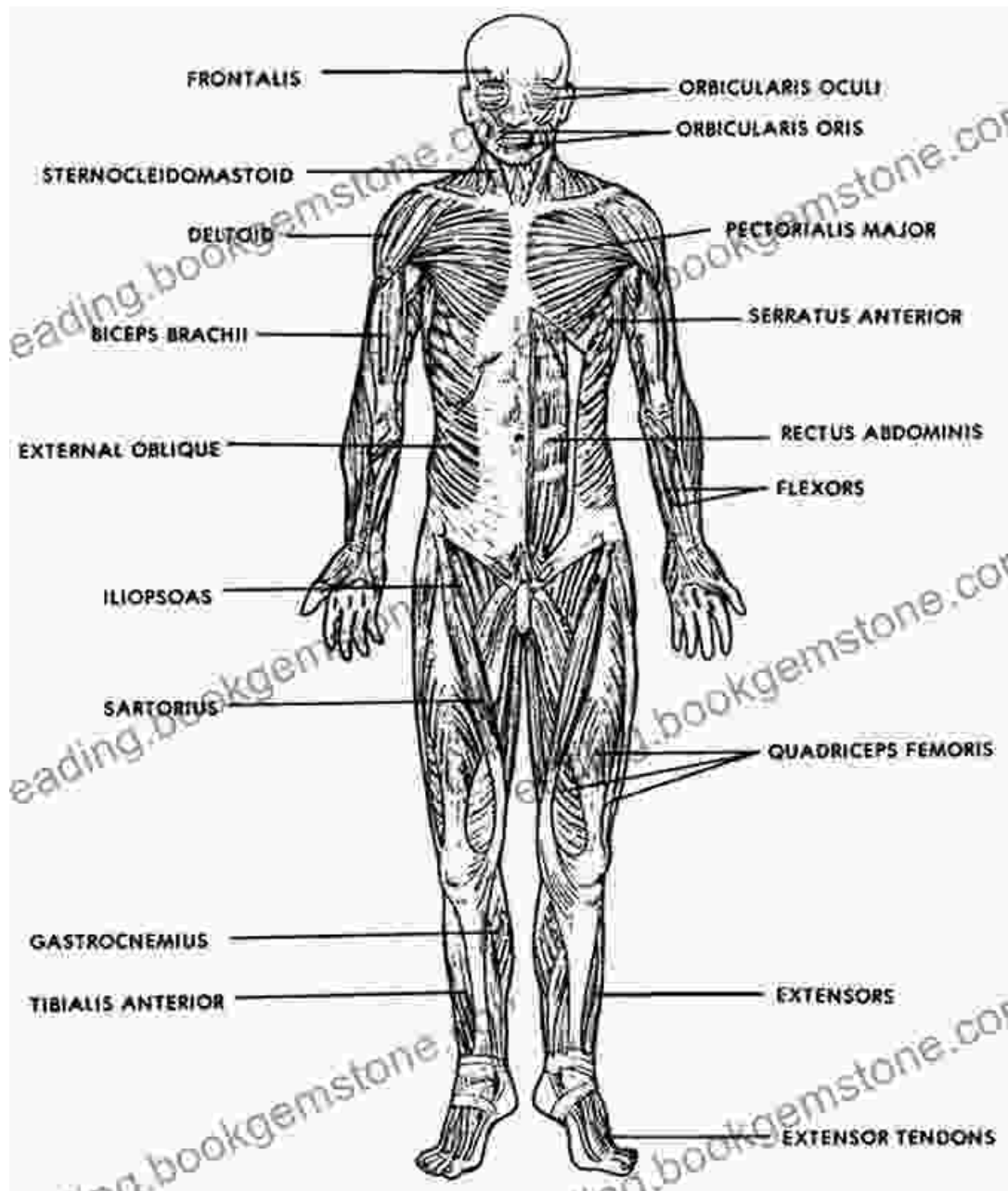
Language : English
File size : 7884 KB
Text-to-Speech : Enabled
Screen Reader : Supported
Enhanced typesetting : Enabled
Print length : 130 pages



Incorporating people into your paintings can elevate your artwork to a new level of depth and emotional resonance. However, capturing the human form and expression can be a daunting task. This comprehensive guide will equip you with the techniques and knowledge to confidently add people to your paintings, bringing them to life with authenticity and artistry.

Understanding Human Anatomy

Mastering human anatomy is crucial for accurately depicting the human form in your paintings. Study the proportions and structure of the body, paying attention to the skeletal system, muscles, and joints. Reference books, online resources, and life drawing classes can provide valuable insights into the complexities of human anatomy.



Capturing Poses and Expressions

The pose and expression of your subjects can convey a wide range of emotions and stories. Study body language and facial expressions to understand how they communicate different states of being. Utilize pose reference photos or live models to capture dynamic and natural postures.

- **Pose Reference:** Collect a library of reference photos featuring people in various poses and angles. Use these as inspiration and study how the body moves and interacts with the environment.
- **Live Models:** Sketching or painting live models allows you to observe the human form firsthand. This provides valuable insights into weight distribution, foreshortening, and the subtleties of movement.

Techniques for Painting People

There are several painting techniques specifically tailored for rendering the human form. Experiment with these methods to find the ones that align with your style and desired outcome:

- **Alla Prima:** This technique involves painting directly onto the canvas without preliminary sketching. It captures the spontaneity and immediacy of the moment, resulting in vibrant and expressive brushstrokes.
- **Glazing:** Applying thin, transparent layers of paint allows you to build up color and depth gradually. This technique is ideal for creating realistic skin tones and subtle transitions in form.
- **Impasto:** Using thick, textured brushstrokes creates a sense of depth and volume. This technique is effective for depicting clothing, hair, and certain facial features.

Incorporating People into Landscapes

Adding people to landscape paintings can add a narrative element and provide a sense of scale and perspective. Consider the following tips for harmoniously integrating figures into your landscapes:

- **Size and Proportion:** Pay attention to the size and proportion of your figures in relation to the landscape. They should be visually balanced and not overpower the natural surroundings.
- **Placement:** Carefully position your figures within the landscape. Use them to create a focal point, lead the viewer's eye, or emphasize a particular aspect of the scene.
- **Interaction:** Depict your figures interacting with the landscape elements, such as walking through a field, sitting by a river, or climbing a mountain. This adds dynamism and storytelling elements to your artwork.

Storytelling Through Figurative Art

Incorporating people into your paintings goes beyond mere representation. It allows you to tell stories, convey emotions, and explore human experiences. Consider the following aspects when creating figurative artworks:

- **Emotional Impact:** Use the expressions and gestures of your figures to evoke emotions in the viewer. Capture moments of vulnerability, intimacy, joy, or sorrow to engage the audience on a deeper level.
- **Symbolism:** Use 人物 to represent abstract concepts or ideas. For example, a figure holding a book could symbolize knowledge or education.
- **Historical and Cultural Context:** Consider the historical and cultural context of your subjects. Their clothing, surroundings, and interactions can provide insights into the time and place depicted in your painting.

Adding people to your paintings enriches your artwork with depth, emotion, and narrative potential. By embracing a thorough understanding of human anatomy, capturing poses and expressions effectively, experimenting with painting techniques, and considering the storytelling aspect, you can bring your figures to life with authenticity and artistry. Whether creating portraits, figurative landscapes, or historical scenes, incorporating people into your paintings elevates them to a new level of expression and impact.

Remember, the journey of adding people to your paintings is an ongoing exploration. With practice, patience, and a passion for the human form, you will master the art of depicting the complexities and beauty of human subjects in your artwork.



Putting People in Your Paintings by Laurel Hart


★★★★☆ 4.5 out of 5

Language : English
File size : 7884 KB
Text-to-Speech : Enabled
Screen Reader : Supported
Enhanced typesetting : Enabled
Print length : 130 pages

FREE


DOWNLOAD E-BOOK





Acrylics Unleashed: Exploring the Creative Potential of Acrylics with Glyn Macey

Welcome to the vibrant world of acrylics, a medium that captivates the imagination with its versatility, expressiveness, and infinite...



Judge This: The Unforgettable Book Covers of Chip Kidd

Chip Kidd is one of the most influential book cover designers of our time. His work is characterized by its wit, intelligence, and originality. He has designed...